



IMPORTANT PLEASE READ

A big thank you to all the children and parents who are home schooling.

You are doing a brilliant job - we have loved seeing and hearing about the things you have been doing. We are committed to providing a broad range of activities across the curriculum for the children to participate in each week. However, we recognise that everyone has different circumstances within which you are working, and our expectation is that you do as much as you and your child are happy doing.

The most important thing is that everybody stays safe, happy and well.

Whether you are following our work or something of your own, we hope everyone is happy and engaged in their own learning journey, at their own pace.



Golden Book Mentions...

Congratulations to the following children for being mentioned in the Golden Book during their class meetings for their excellent attitudes and approach. Their teachers will share the reasons for being in the Golden Book during their Class Meetings.



Ava and Fae (Alder)
 Freya and Imogen (Birch)
 Amelia and Mason (1Chestnut)
 Jaxon, Martha and Amelia (1Hornbeam)
 Aaron and Zara (2Rowan)
 Alice and Theo R (2Sycamore)
 Cameron and Isla T (3Juniper)
 Toby, Auben and Rory (3Willow)
 Daisy and Dilyn (4Ash)
 Kubrat and Harriet (4Oak)
 Evan and George (4Maple)
 Kianna and Imogen (5Holly)
 Sophia-Malayah and Albie (5Elm)
 Ruby M, Reece, Chloe and Isabelle W (Year 6)



Well done to all of you - keep it up!

Weekly update and reminders...

It was lovely to see so many children in the **Class Meetings** this week. We had a very high turnout and all seemed to enjoy the experience.

Today we also had the first of Mr Buckley's **Friday Assemblies**. These will continue to be an opportunity to enjoy a story with meaning, which can be discussed afterwards as a family. There may also be quick messages as they arise as well.

Lateral Flow Testing of Staff will begin on Monday. This means that if a member of staff is asymptomatic, but infected by Covid-19, we will find out at very short notice if they have a positive test result. This is excellent for reducing the transmission of the virus, but it increases the possibility that bubbles in school may need to close. Full time staff will be tested twice a week, with the greatest possibility of closure being a Monday or a Thursday.

Please remember to go to **Purple Mash** every week (Monday) to find out what work needs to be handed in this week and to find the codes for the **Class Meetings, Coffee Morning, Assembly** etc. By doing this we will see who is accessing this information and be able to keep a log. Having said this, the amount of work you actually do at home must fit with your own circumstances. **If you do nothing else, please find a way to join the Class Meeting so we know all is well.**

Please note that we should only have children of **critical workers** in school if there is no one at home who can look after them. The government has made it very clear, that **if children can be cared for at home they should be.** **HALF TERM** - We do not expect to be open at half term. Those in school should be considering normal half term care arrangements.

ONLY CONNECTED - Family Quiz!

Mrs Wickens and Mr Smith will release Only Connected every Friday. If you didn't watch last week, beware of spoilers. This week you will get the answers to last week's questions. They are pre-recorded, so you can go through them in order and if you have missed any just go back and find them on our Vimeo page.

[Abbey Meads Primary School \(vimeo.com\)](https://vimeo.com/503380846)

Direct Link for this week - <https://vimeo.com/503380846>

Taking your time also works with lessons. If you get a little behind, don't worry, it can actually be easier to download last week's lessons than struggling with everyone else trying to open this week's lessons, all at the same time.





Virtual Coffee Mornings


Mrs Cunningham and Mrs Hobbis will host these on **Mondays at 9.15am.**

There was a really good attendance at the first one last week.

This is an opportunity for the adults to drop in, ask any questions, seek advice and share ideas about being the teacher and parents rolled into one. Come and join us.

The ZOOM code has been emailed to all homes today.

The code has changed - so you can have more time without clashing with 4Ash Class Meeting.



Accelerated Reader...

3Juniper

Ready Reader - Molly, Samuel N, Isla T
Independent - Sam S, Spencer

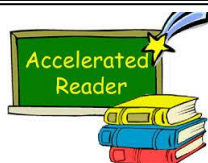
4Maple

Harry M achieved even more certifications this week!

4Ash

Dilyn took and passed 5 quizzes

Mark and Zach achieved their second certificate in a week, Super Reader certificates!



A Message from Boxes of Hope

In light of the fact that we are now in another lockdown and many people are still struggling to make ends meet, we wanted to let you know that we at Boxes of Hope are still providing bags of food and activities to families in need around the Swindon area. We will be continuing to provide this service for as long as we are able and certainly for the remainder of this academic year.

If you would like to ask for help please email...

boxesofhope@ghbc.org.uk

...with the following details:

Family name:

Address:

Phone number:

Number of Adults:

Age and Gender of any children:

Bags of Hope



The food is free and we are delivering. We are usually able to get bags out to families within a few days of referral although it does occasionally take a little longer.

Kind regards,
The Boxes of Hope Team
Heather, Debs, Vicki & Julie

CLASS MEETINGS

	<u>9.15-9.45</u>	<u>10-10.30</u>	<u>10.45-11.15</u>	<u>11.30-12</u>	<u>1.15-1.45</u>	<u>2-2.30</u>
<u>Mon</u>		4Ash	3 Willow	5 Holly	1Chestnut	2Rowan
<u>Tues</u>	6Hazel	4Maple		5Elm		2Sycamore
<u>Wed</u>	6Beech	4Oak	Rec Alder			Rec Birch
<u>Thurs</u>		Nursery	3Juniper		1Hornbeam	
<u>Fri</u>						

Chloe, in Year 6, has gone above and beyond with her science work this week. This is what was written in her homework that she uploaded to Purple Mash:

Hello Mrs Wickens.

I completed my science work on Scratch, please click on the link below to see it.

<https://scratch.mit.edu/projects/475443729>

To make it work, click on the green flag.

I hope you enjoy it.

Chloe 6 Beech

Her teachers are all so impressed. Science and Computing combined!





Well done Auben for this
amazing work on Volcanoes



Auben created a diagram with different parts of a volcano and has carried out an experiment.

On a previous email to his teacher, he sent a video of him describing and presenting his poster and volcano model.

He has clearly worked really hard on this and Mr Stratton thought it was worthy of a newsletter item.

We all agree!!

Top work Auben

Slight Menu Change

Next week we have minor changes to the menu. On Wednesday we have turkey instead of chicken and for pudding on Friday we have fat free home baked cake instead of mouse.





Sign up - RSPB Big Garden Birdwatch: 29th–31st January 2021


Enjoy an hour with nature and discover the wildlife on your doorstep by taking part in the RSPB's Big Garden Birdwatch. Spend an hour counting the birds you see in your garden or from your balcony, then tell the RSPB what you saw. Be part of the largest wildlife survey in the world and help to protect our wild birds.



If you would like take part, go to: <https://www.rspb.org.uk/get-involved/activities/birdwatch/>

If you sign up, you will have all you need to take part, including a free guide, help with identifying what you see and expert advice on feeding the birds.

Find out how to make bird feeders to attract wild birds to your garden and keep them fed through winter here: <https://www.bbc.co.uk/cbeebies/makes/bird-feeder?collection=have-fun-at-home>



For a full guide on how to feed garden birds, visit:

<https://www.rspb.org.uk/birds-and-wildlife/advice/how-you-can-help-birds/feeding-birds/>

Wet weather ideas:

Go on a water droplet scavenger hunt. Once rain has stopped, go and hunt for droplets of rain outside on leaves, seed heads, twigs, spiders' webs and anywhere else they might gather. Can you photograph them? Can you see reflections in them?



Make rain stencils:

- ✚ Collect leaves of different shapes and sizes.
- ✚ Find a space on a patio or some paving. Arrange the leaves or other natural materials into a pattern or picture in your chosen space. If it's windy, put stones on the leaves so they won't blow away.
- ✚ Wait for a rain shower. Once it stops, pick up the leaves to reveal your stencil patterns.



Mrs Dangerfield